

## Architecture Firm Gross Billings in 2023



**52%**  
new construction projects



**45%**  
renovations, rehabilitations, and retrofits;  
additions to existing structures; and/or  
historic preservation activities

Firms reported that

**22%** of their construction contract value for residential projects, and

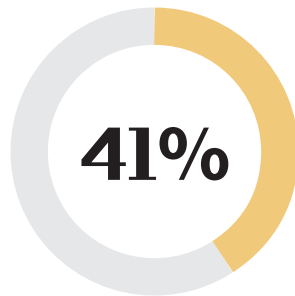
**20%** of their contract value for nonresidential projects

in 2023 was from buildings designed to meet or exceed a **performance/sustainability/health rating standard** (e.g., LEED, WELL, RELi)



## Average net billings per employee in 2023

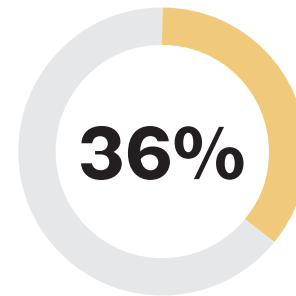
**\$143,000**



of architecture staff was **female** in 2023




**36%** in 2021, and  
**25%** in 2005



of architecture staff could be identified as a member of a **racially/ethnically diverse demographic group** in 2023


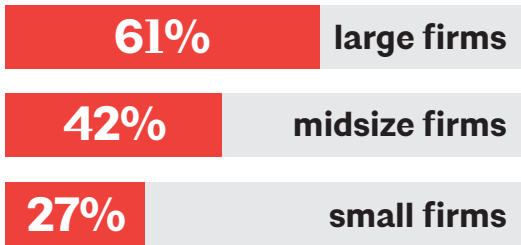


**31%** in 2021, and  
**20%** in 2005



**One-third** of firms of all sizes reported **using AI** in day-to-day work

Current AI usage by firm size:



**10%** of all firms worked on at least one **international project** in 2023

Architecture firms that worked on international projects:



Gross billings at U.S. architecture firms in 2023:

**\$104.1 billion**



Large firms with **50+ employees** reported that they currently have:

An **ownership transition plan**

**84%**



A **written business plan**

**69%**

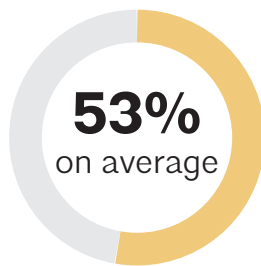


A **business continuity plan**

**62%**

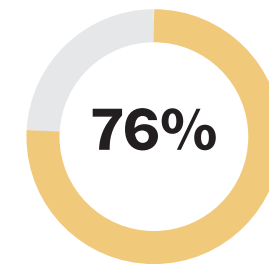


Share of billings from **institutional projects** in 2023:




**51%** of the pre-pandemic share in 2019, and consistent with higher construction activity in this sector.

Three-quarters of firms (76%) reported that they engage in **practice-relevant research** at their firm.



continuing the upward trajectory in recent years



**21%**

of firms reported doing **pro bono work** for a nonprofit entity or public entity serving social needs/public good in 2023.



**14%** of billable hours dedicated to pro bono work

