

Creating in Your Community

Overview

The City Council is seeking input from the community on the development of a downtown park that will be equitable and accessible for all members of the community. Students will demonstrate their understanding of their communities by designing a community park that is accessible and sustainable for everyone.


Scenario

You are a member of the City Council in charge of a downtown revitalization effort. You have been granted a plot of undeveloped land in the downtown area to create a community park. The City Council will seek input on the design of the park from members of the community, with a focus on accessibility and communal spaces for all.

Driving questions

The driving questions were developed to encourage you to explore the current realities of communities and individuals to be served. The questions will aid you in developing empathy to understand how others might be feeling about a problem, circumstance, or situation.

1. What would community members like to see in the development of the downtown park?
2. What makes a space inclusive?
3. How can we determine the wants and needs of the community for this space?
4. How can this space be adapted so that it is accessible for everyone?
5. How can we incorporate ramps into our design?
6. How close is this space to a public transit stop?
7. How could we design the space so that it is visually interesting?
8. How will people be commuting to the park?
9. How can bike racks be incorporated into the design?




Understanding,
Research, Define,
and Ideation
(U-RDI)

Understanding

Understanding is the process of gathering information to inform what you need to know about a topic. The use of a graphic organizer can help you analyze two aspects of a problem. We are suggesting a T-Chart to explore your “know” and “need to know”.

Know	Need to know
<ul style="list-style-type: none"> • You are a member of the City Council. • You are in charge of a downtown revitalization effort. • You have been granted a plot of undeveloped land in the downtown area to create a community park. • The City Council has been asked to seek input on the design of the park from members of the community. • The community park’s design should focus on accessibility and communal spaces for all. 	



Research

Research is the process of examining as much data as possible to have an informed idea for your problem.

Problem specific resources

- [AIA - Designing for Equitable Communities](#)
- [10 Key Components for Building Healthy, Equitable Communities](#)
- [EPA - Creating Equitable, Healthy, and Sustainable Communities](#)
- [Tips for Connecting Learners to their Community](#)
- [The 7 Universal Design Principles](#)
- [Engaging Everyone](#)
- [Designing More Equitable Cities](#)
- [Simple Machines Article](#)

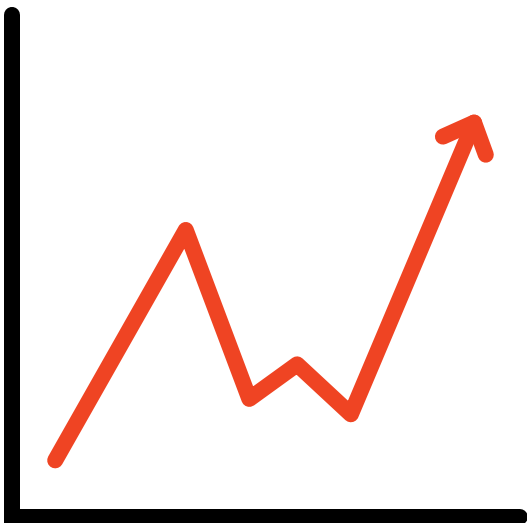
Hands-on activity

- [Simple Machines Activities](#)

Define your problem using empathy

Architects work to define problems before coming up with a solution. They use empathy in defining a problem. This allows them to define a problem using multiple perspectives.

Now that your research is done, define your problem!





Ideation

During ideation you will develop as many possible solutions as possible to the problem base on your defined problem. Do not limit your solutions!

Once you have listed all your possible solutions in the box below, cross out those that are extreme or refine them to be more practical.

Possible solutions: